

STORMBELL 80

Suspended Luminaire

DESCRIPTION

Stormbell 80 is an elegant and logical extension to the original Stormbell family. Scaled appropriately for interior human-scale environments such as retail, hospitality, and office spaces, the luminaire system unleashes creative design potential through a wide range of shade styles, materials, finishes, and visual enhancers such as a glow ring to accent smaller, more intimate spaces for that “right at home” feeling.

Working in collaboration with artec3 Studio and OiKo Design Office, Stormbell 80 comes to life with decorative shades of different shapes, colors, and sizes to generate varied light sensations. The result is a precisely crafted luminaire with excellent environmental characteristics and an eco-friendly background which carries on to the end user with optional recycled PET felt or recycled cork shade options.



ORDERING INFORMATION

LUMINAIRE								
MODEL	OUTPUT	CRI	CCT	CONTROL	VOLTAGE	OPTIC	LUMINAIRE FINISH	PENDANT FINISH
ST18SS Stormbell 80 Suspended Surface	SO Standard Output	90 90 CRI	27K 2700K	DIM 0-10V Dimming	UNV 120-277V	SP Spot 15°	BL Black	BL Black
ST18SSD Stormbell 80 Suspended Surface Deco			30K 3000K	ON-OFF ON/OFF		MB Medium Beam 23°	WH White	WH White
			35K 3500K			WB Wide Beam* 57°	OW Oyster White	OW Oyster White
			40K 4000K			*Wide Beam not available with S8BE161 shade.	GG Graphite Grey	GG Graphite Grey
							IS Island Sage	IS Island Sage
							OT Oasis Tan	OT Oasis Tan
							BU Burnt Umber	BU Burnt Umber

PAINTED SHADES (One Shade Required, Ordered Separately)

MODEL	FINISH
S8BE86 3.4" Cylindrical Shade	BL Black
S8BE161 6" Deep Conical Shade	WH White
S8BE227 9" Medium Conical Shade	OW Oyster White
S8BE363 14.3" Shallow Conical Shade	GG Graphite Grey
	IS Island Sage
	OT Oasis Tan
	BU Burnt Umber

SUSTAINABLY SOURCED SHADES (One Shade Required, Ordered Separately)

MODEL
S8BE363CK 14.3" Shallow Conical Shade Cork Composed of Recycled Cork Wine Stoppers
S8BE363PT 14.3" Shallow Conical Shade PET Felt Composed of Recycled Plastic Water Bottles

Consult factory for availability of custom options. Factory assistance is available via phone at (864) 487-3535 ext. 258 or via email at DesignServices@EXP-Brands.com.

STORMBELL 80

Suspended Luminaire

FINISHES



SHADES



S8BE86
3.4" Cylinder Shade



S8BE161*
6.4" Deep Conical Shade
*Available with Spot or Medium Beam Optics.



S8BE227
9" Medium Conical Shade



S8BE363
14.3" Shallow Conical Shade

ACCESSORIES



HSH050
Honeycomb Louver



S8BE363-CK
Recycled Cork Shallow Conical Shade
Made from 40 recycled corks



S8BE363-PT
Polyester Felt Shallow Conical Shade
Made from 4 recycled water bottles

STORMBELL 80

Suspended Luminaire

		STORMBELL 80
PHYSICAL	HOUSING	Die-Cast Aluminum
	HOUSING DIMENSIONS	3.4" Diameter x 3.5" Height
	LUMINAIRE FINISH	Unique luminaire and pendant mount finish combinations may be selected using the ordering information on page one. Custom RAL colors are available on request.
	CORD FINISH	Standard cord finish is white on white luminaires; all others are black. For custom cord finishes, consult factory.
	WEIGHT	1.76 pounds

ELECTRICAL	POWER	13.9 watts max.
	CURRENT	0.12 amps at 120 volts 0.05 amps at 277 volts
	CONTROL	0-10V Dimming

PHOTOMETRIC	LED	Static White (2700K, 3000K, 3500K, or 4000K)
	NUMBER OF LEDS	One
	COLOR RENDERING INDEX	90
	NUMBER OF DISTRIBUTIONS	Three
	OPTICS	Spot 15°, Medium 23°, Wide 57°
	DELIVERED LUMEN OUTPUT	Up to 1476 Lumens
	EFFICACY	Up to 106.2 Lumens per Watt
	LUMEN MAINTENANCE	L90 > 50,000 Hours at 77°F*
	LIGHT CONTROL ACCESSORIES	Honeycomb Louver

LIGHT DISTRIBUTIONS	CCT	SPOT 15°			MEDIUM 23°			FLOOD 57°		
		LUMENS	WATTAGE	EFFICACY	LUMENS	WATTAGE	EFFICACY	LUMENS	WATTAGE	EFFICACY
Values based on full output.	2700K	1302	13.9	93.7	1328	13.9	95.5	1343	13.9	96.6
	3000K	1342	13.9	96.5	1269	13.9	91.3	1384	13.9	99.6
	4000K	1431	13.9	102.9	1467	13.9	105.5	1476	13.9	106.2

CERTIFICATIONS	SAFETY	CSA Certified
	INGRESS PROTECTION	IP20



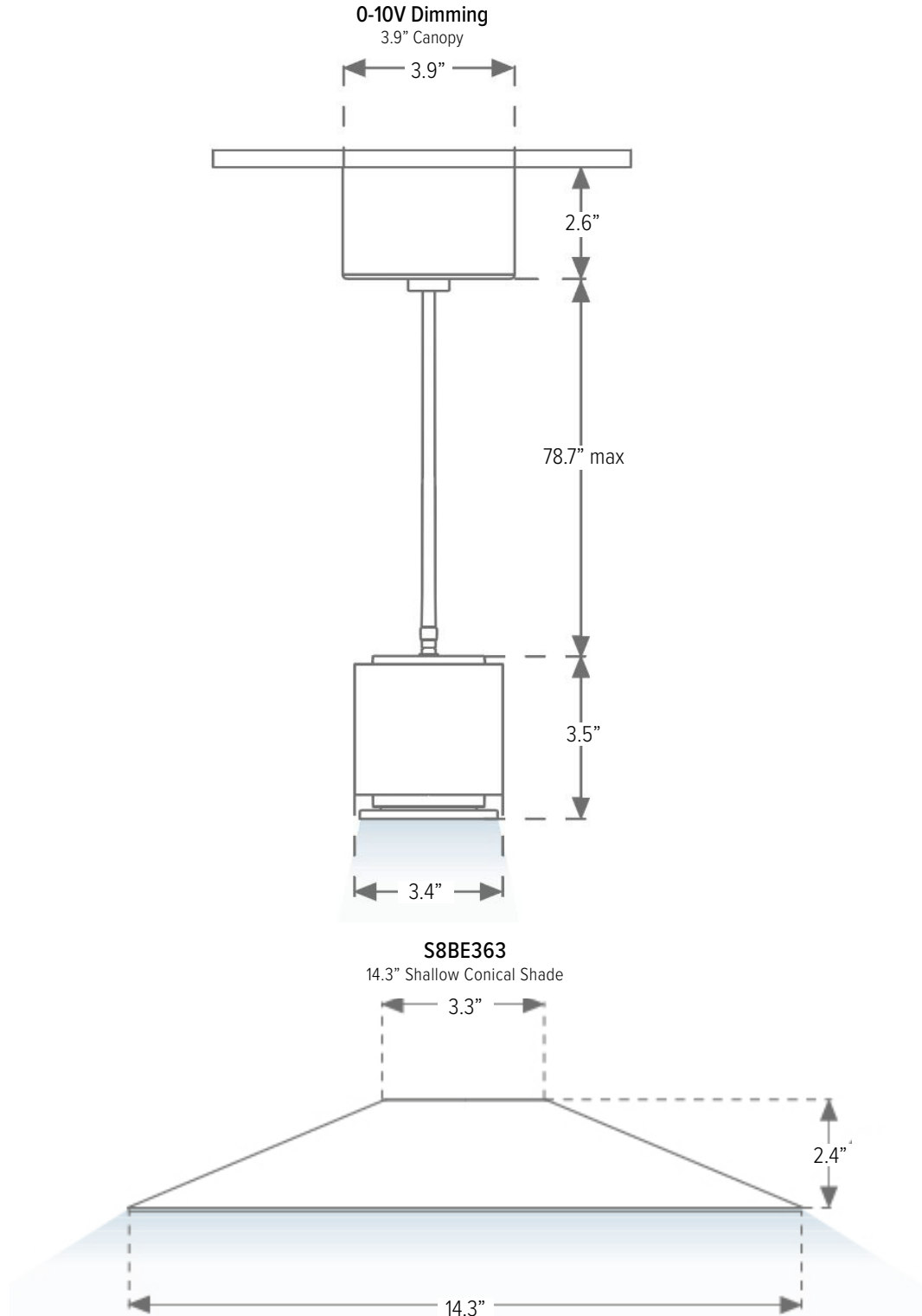
* LED life may vary under actual field conditions due to external factors. Lifetime estimates are generated from actual testing in a controlled environment. Values are conservatively derived from those numbers.

STORMBELL 80

Suspended Luminaire

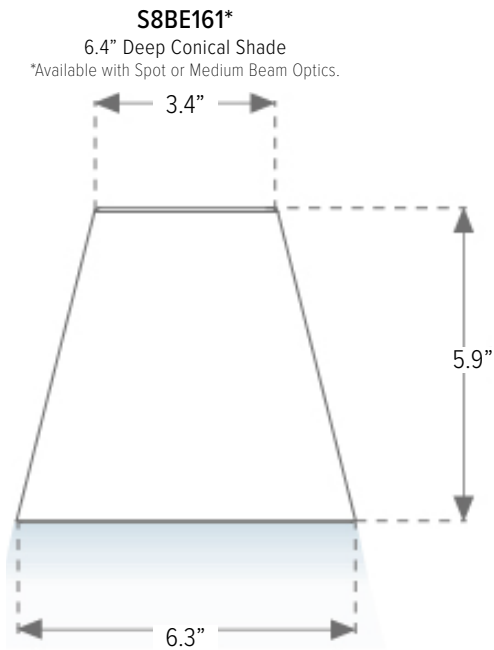
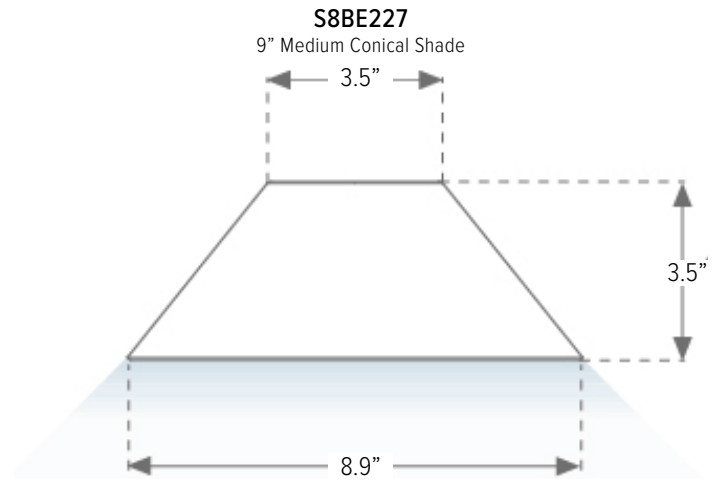
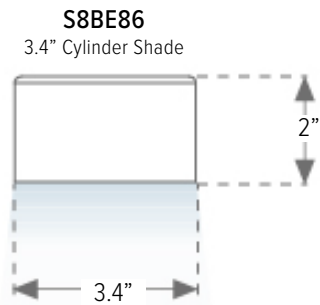
DIMENSIONS

All dimensions are shown in inches unless otherwise noted.



DIMENSIONS

All dimensions are shown in inches unless otherwise noted.



STORMBELL 80

Suspended Luminaire



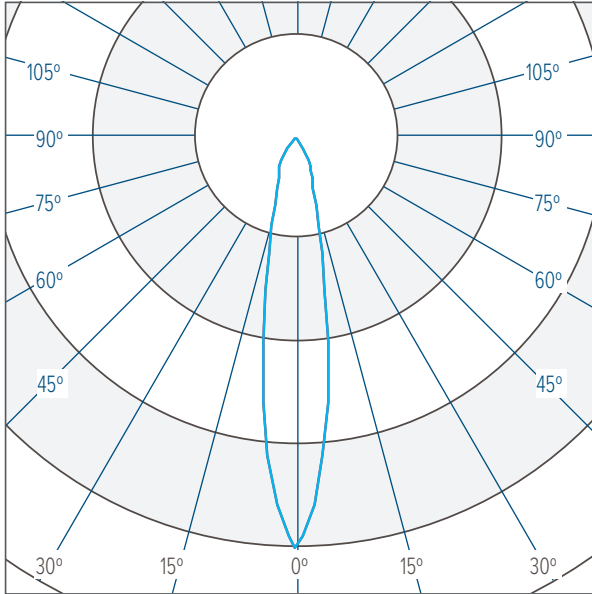
Worktitude for light

PHOTOMETRICS

SPOT 15° 3000K

CBCP 6647 @ 1342 lumens

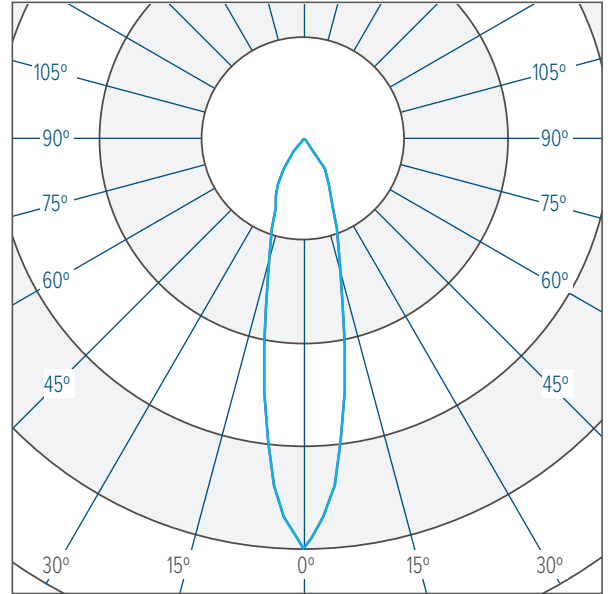
Horizontal
Vertical



MEDIUM 23° 3000K

CBCP 4748 @ 1376 lumens

Horizontal
Vertical



WIDE 57° 3000K

CBCP 1689 @ 1369 lumens

Horizontal
Vertical

