

STORMBELL

LED Pendant Downlight



FEATURES

- Designed in Spain, Assembled in the USA
- Universal and timeless design
- Beautiful combination of function and form
- Designed by Artec3 Design Studio

DESCRIPTION

The timeless styling of STORMBELL unites classic form with state-of-the-art LEDs. Suspended by stainless steel aircraft cable, the pendant luminaire becomes a focal point in any architectural, retail, hospitality, or institutional interior setting. STORMBELL incorporates reflective optics within the housing to provide medium or wide beam distributions. Two lumen packages are available in warm or neutral white color temperatures at a CRI of 90+. Optional accessories include honeycomb louver or opal glass lens for diffusion for added light control.



Date: _____ Type: _____ Catalog Number: _____

Project Name: _____

ORDERING INFORMATION

LUMINAIRE

MODEL	OUTPUT	CRI	CCT	CONTROL	VOLTAGE	OPTIC	FINISH
ST173 Stormbell	SO Standard Output	90	30K 3000K	DIM 0-10v Dimming	UNV 120 - 277v	MB Medium Beam	WH White
ST173D Stormbell Deco	HO High Output		40K 4000K	ON-OFF 0-10v		WB Wide Beam	BL Black

ACCESSORIES

MODEL		
ST173-HC Honeycomb Louver	ST173-OG Opal Glass	ST173-CG Transparent Glass

SHADE (REQUIRED- ORDERED SEPARATELY)

MODEL	FINISH
ST173SH Shade	BL Black
	WH White
	OP Opal

PRODUCT SPECIFICATIONS

LUMEN EFFICIENCY (LM/W)	Up to 80lm/W
LED MODULE	CoB LED
COLOR TEMPERATURE	3000K (warm-white) 4000K (neutral-white) For other color temperatures, contact factory
COLOR RENDERING	Ra > 90
LED DRIVER	Universal input 120-277V @ 50/60Hz, 0-10V dimming
OPTICS	Medium beam Wide beam
WATTAGE	Standard - 27W; High Output - 47W
MOUNTING OPTIONS	Suspended - Stainless steel aircraft cable
FIXTURE COLOR	High-gloss extruded aluminum housing in black or white Shades are impact-resistant polycarbonate in high-gloss black, white, or opal
CERTIFICATION	CSA/US Certified for Damp Locations
PROTECTION CLASS	I
PROTECTION LEVEL	IP20
WEIGHT	9.9 lbs



CATALOG NUMBER	DESCRIPTION	INPUT RATINGS #
ST173-LED	Standard Output	120V-277V / 27W / 50 or 60Hz
ST173-HP/LED	High Output	120V-277V / 47W / 50 or 60Hz

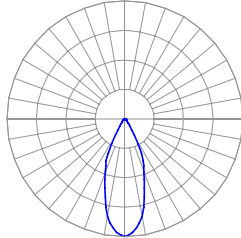
PHOTOMETRICS

STANDARD OUTPUT

MEDIUM BEAM — 3000K

ST173-STD-LED-30K-MB.IES

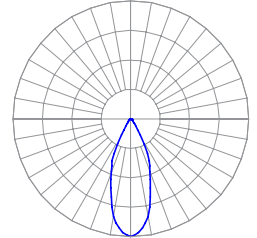
CIE Type	Direct
Center Beam Candlepower	4,141
Beam (Degrees)	38°
Spacing Criterion	.62
Total Lumens	2,066



MEDIUM BEAM — 4000K

ST173-STD-LED-40K-MB.IES

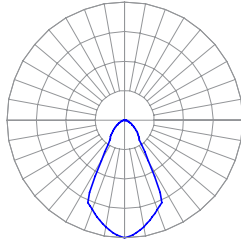
CIE Type	Direct
Center Beam Candlepower	4,255
Beam (Degrees)	38°
Spacing Criterion	.62
Total Lumens	2,123



WIDE BEAM — 3000K

ST173-STD-LED-30K-WB.IES

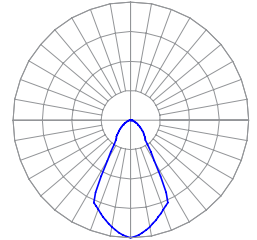
CIE Type	Direct
Center Beam Candlepower	2,030
Beam (Degrees)	57°
Spacing Criterion	.98
Total Lumens	2,143



WIDE BEAM — 4000K

ST173-STD-LED-40K-WB.IES

CIE Type	Direct
Center Beam Candlepower	2,086
Beam (Degrees)	57°
Spacing Criterion	.98
Total Lumens	2,202

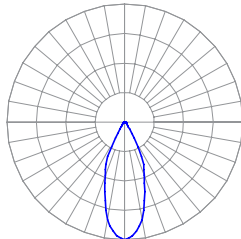


HIGH OUTPUT

MEDIUM BEAM — 3000K

ST173-STD-HP-LED-30K-MB.IES

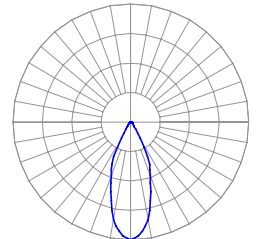
CIE Type	Direct
Center Beam Candlepower	6,358
Beam (Degrees)	38°
Spacing Criterion	.62
Total Lumens	3,176



MEDIUM BEAM — 4000K

ST173-STD-HP-LED-40K-MB.IES

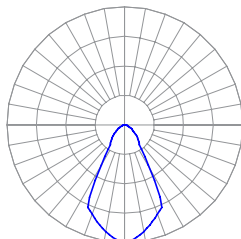
CIE Type	Direct
Center Beam Candlepower	6,536
Beam (Degrees)	38°
Spacing Criterion	.62
Total Lumens	3,262



WIDE BEAM — 3000K

ST173-STD-HP-LED-30K-WB.IES

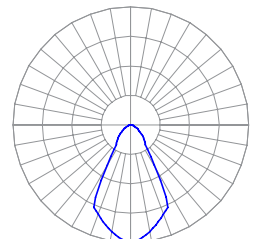
CIE Type	Direct
Center Beam Candlepower	3,111
Beam (Degrees)	57°
Spacing Criterion	.98
Total Lumens	3,264



WIDE BEAM — 4000K

ST173-STD-HP-LED-40K-WB.IES

CIE Type	Direct
Center Beam Candlepower	3,197
Beam (Degrees)	57°
Spacing Criterion	.98
Total Lumens	3,354



DIMENSIONS

